

Make sure your printer is set to 100% or "no scaling" before you print your pdf.

Ooh-Rah

PART 3 OF 12

Break out the template plastic for this block, the third in the *Quilters Newsletter* Block of the Month Mystery Quilt for 2014. Parts one and two of *Ooh-rah* can be seen at www.QuiltersNewsletter.com.

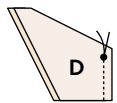


Fig. 1

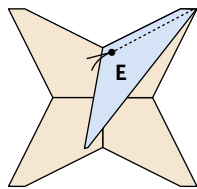


Fig. 2

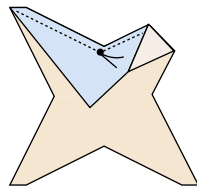
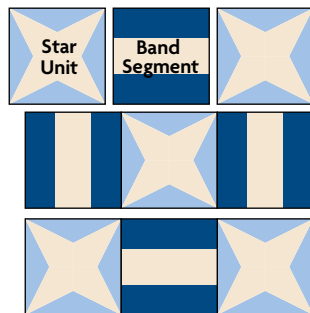
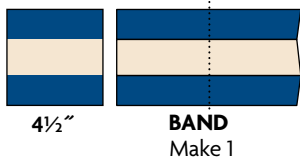
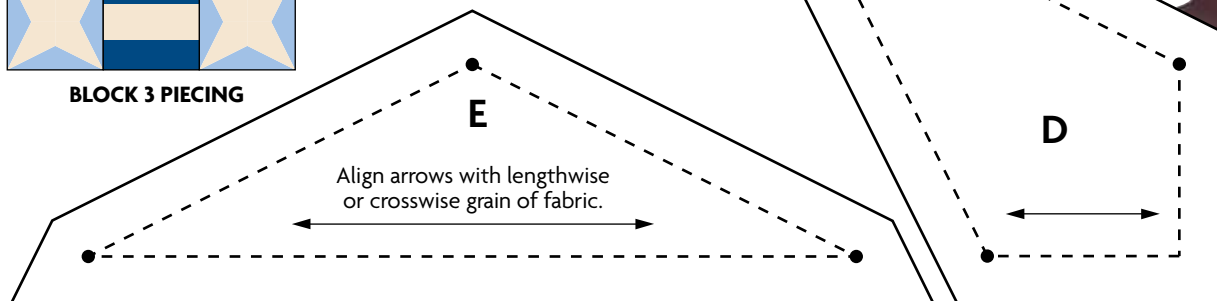


Fig. 3



BLOCK 3 PIECING




ASSEMBLY

1 Wash, starch and press fabrics. Make templates for D and E making holes in the templates at the dots. Cut the patches listed in the materials and cutting box and shown in the rotary cutting diagrams. Transfer the dots to the D's and E's.

2 Pin 2 D's right sides together matching raw edges, seams and dots. Sew an exact $\frac{1}{4}$ " seam starting at the dot and stitching to the edge (Fig.1). Backstitch at the beginning of the seam. In the same manner, join two more D's to these D's to make a star. Joining the stars and the E's requires set-in seams. Referring to Fig. 2, join an E to a star, matching dots and sewing lines. Start the line of stitching at the dot, backstitch and sew to the edge. Pin the adjacent side of the E to the star and sew from the dot to the edge, backstitching at the dot (Fig. 3). In the same manner, join 3 more E's to complete the star unit. Make 5 star units.

3 Referring to the band diagram, join an ivory strip to 2 dark blue #1 strips. Cut into 4 segments $4\frac{1}{2}$ " long.

4 Referring to the block 3 piecing diagram, join 5 star units and 4 band segments, noting the orientation of the band segments, to make block 3. 



Block 3 was taken from issue #11 of *Quilters Newsletter* (September 1970) where it was identified as Silent Majority.

MATERIALS AND CUTTING

Cutting listed below is for block three only. For the complete yardage, see part one.

BLOCK SIZE: 12" **QUILT SIZE:** $60\frac{1}{2}$ " x 75"

MATERIALS

Dark Blue #1
Light Blue
Ivory

BLOCK 3 CUTTING

2 strips $1\frac{3}{4}$ " x 18"
20 E
1 strip 2" x 18", 20 D

ALSO NEEDED: template plastic

The Quilted in Honor fabric comes in many colors, shades and prints. Feel free to choose whichever you prefer.