



Keepsake Quilters Guild

Editor: Debbie Guetzlaff
Asst. Editor: Kay Leeper

keepsakequiltersguild.org

Sept 19, 2016, Volume 28, No. 9

**Keepsake Quilters
Guild**
PO Box 1043
Cedar Falls, Iowa
50613

Meeting Time:

Third Monday of the
month, 7:00 pm

Next Meeting:

Monday, Oct 17, 2016

Contents

KQ Programs 3-5

Member Care 8

Hospitality 9

Ads, For Sale, Misc.
8-10

Quilt Show 11,12,13

KQ Membership Form 15

The next KQ Newsletter
deadline is:

Oct 7, 2016

Please e-mail your
submission to:

guetzlaffdeb@gmail.com

Submissions received after
this date will be considered
for the next month's
newsletter.

Thank you for your
cooperation.

Happy Fall!

It is less than 2 months before the quilt show. Do you have quilts ready to put in? Jamie has put a form on the web site for you to fill out and have it sent to Chris. Laura has Gala tickets to purchase, and Leann/Carol have raffle tickets.

A Bremwood Update

I met with people at Bremwood to discuss having a quilting class for the students. Elaine Bruns donated 5 Brother sewing/embroidery machines to them. Bremwood is looking to make an on-going sewing room. They are looking for volunteers and donations of quilt items. I will have a list of the items needed at the meeting. Since Bremwood is a state facility, the volunteers will have to have a background check and an orientation session. This session is about one and a half hours. When things have been finalized a bit more, I will give you the details.

Happy quilting,

Sandy Waters



Personal Mystery Row Robin

Row Three - Flying Geese

Row Three Rules

1. Finished blocks should measure 6" square. Make six (6) blocks for this row.
2. Minimum of two (2) flying geese per block.
3. The blocks do not have to be identical.
4. You can add any other elements to your block.

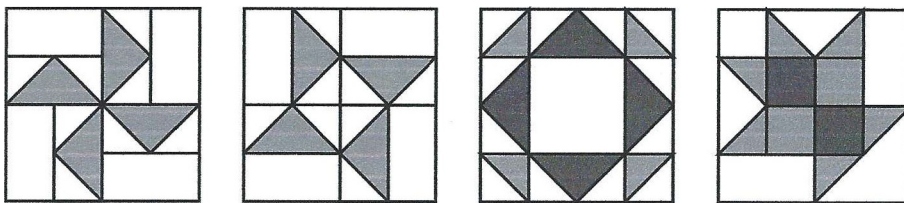
Quilting 101: Making flying goose blocks

Two-Square Method (Eleanor Burns)

Finished Size	3 x 1-1/2"	
Center Triangle Cut Size	4-1/2"	Sew 1/4" on both sides of diagonal
Side Triangle Cut Size	6"	Cut on diagonal. Rotate matching edges Sew 1/4" on both diagonals.
Three-Square Method (Diagonal Seams)		Cut on diagonal. Trim unit to size

Finished Size		3 x 1-1/2	Sew on Diagonal. Press toward corner
Center Triangle Cut Size	1-1/2 ¹ x 2-1/2 ¹	2 x 3-1/2 ¹¹	
Side Triangle Cut Size	1-1/2 ¹	2"	
			Sew on Diagonal. Press toward corner

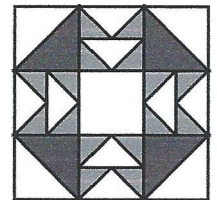
Block Ideas (You may use any of these blocks or any other blocks that satisfy the rules)



Cutting Instructions:

Flying Goose - see cutting for 3" x 1-1/2"
 Half-Triangle Square: 2-3/8"
 Small Square: 2¹
 Large Square: 3-1/2"
 Rectangle: 2" x 3-1/2"

Flying



Cutting Instructions:

Goose - see cutting for 2" x 1"
 Half-Triangle Square: 2-7/8"
 Center Square: 2-1/2¹¹

Programs

Upcoming Workshops and Programs

All workshops are from 9:00 a.m. to 3:00 p.m. unless noted otherwise. You may begin setting up at Bethlehem Lutheran Church at 8:30 a.m. on the morning of class.

Programs are held in conjunction with the evening meeting of the KQ guild at Bethlehem Lutheran Church beginning at 7:00 p.m. Gathering and Refreshments begin at 6:30 p.m.

To register for Workshops or for questions for any upcoming classes or programs, please contact:

Diane Olson, Program Chair: (319) 277-2478 pdolson@cfu.net

Laura Richter, Program Chair Elect: (319)-983-9139 llmdrichter@gmail.com

Bethlehem Lutheran Church is located at 4000 Hudson Road, Cedar Falls, IA

Entry off of rear parking lot on the East side of the building.

PAYMENT REMINDER: Payment for any workshop or class is due when you sign up.

Payments made that day takes time from the Program Chair's responsibility to get the class started on time. Plus it makes it extremely difficult if the program chair or program committee members plan to take the class. It also makes it difficult for the presenter to plan for handouts, kits and materials. If you have not paid or made arrangements with the Program chair in advance, you will not be included in the count for that month's class materials. This is especially important for those presenters coming from outside our guild so as you can see why we truly appreciate payments made when you sign up and not the day of the class. Thank you so much!

September 19, 2016 **WORKSHOP**

Karol Kleppe from "LouAnn's Quilt Garden" will show us how to make a "Two Fabric Bargello". The cost of the workshop is \$15.00. You can order your pattern from LouAnn by calling her at 319-283-5165. They can kit the pattern with the fabric you request.

September 19, 2016 **PROGRAM**

In the evening Karol will delight us with her trunk show.



October 17, 2016 **WORKSHOP**


It all begins with a design or block and an idea of what you might make. In this workshop, I will encourage you to design using some of the principles of design. We will put together a block or a project using the fabrics you bring. I will give you resources for materials that make art quilting easier. I will give some ideas of how to build on all the techniques you already know to create art quilts. Art quilting simply means that you use your ideas to create quilts rather than depending on a kit or design created by someone else.



October 17, 2016 **PROGRAM**

Art Quilting – Cynthia Foster

I have been a fiber artist most of my life. I make quilts, collages and paper. I use beads, paint and other media to enhance my fiber work. I will talk about art quilting and how you can take all your wonderful skills to make them. I believe quilts are a part of artistic creation that the art world has been ignoring. We take longer to make a quilt than a painter takes to paint a painting. It costs more to make and requires a skill set equal to any painter's or sculptor's or mixed media artist.



November 21, 2016 **Workshop**

Longtime Keepsake Quilter's member Donna Hansen will lead us in making a "CABLE APPLIQUE SWEATSHIRT"

You will need to purchase a sweatshirt (a men's sweatshirt is a better length), fabric, and #101 BOARDERS MADE EASY (available at Crazy to Quilt)

The cost of the workshop is \$10.00.

November 21, 2016 **PROGRAM**

COLOR MY WORLD WITH QUILTS

Jeanette Moravec and Liz Wehrmacher, co-chairs of 2016 Quilt Show will showcase the ribbon winners.



The Flour Sack

By Colleen B. Hubert

In that long ago time when things were saved,
When roads were graveled and barrels were staved,
When worn-out clothing was used as rags,
And there were no plastic wrap or bags,
And the well and the pump were way out back,
A versatile item was the flour sack.
Pillsbury's Best, Mother's and Gold Medal too,
Stamped their names proudly in purple and blue.

The string sewn on top was pulled and kept,
The flour emptied and spills were swept.
The bag was folded and stored in a stack.
That durable, practical flour sack.
The sack could be filled with feathers and down
For a pillow, or t'would make a nice sleeping gown.
It could carry a book and be a school bag,
Or become a mail sack flung over a nag,
It made a very convenient pack,
That adaptable, cotton flour sack.

Bleached and sewn, it was dutifully worn,
As bibs, diapers, or kerchief adorned.
It was made into skirts, blouses and slips.
And Mom braided rugs from one hundred strips.
She made ruffled curtains for the house or shack,
From that humble but treasured flour sack!
As a strainer for milk or apple juice,
To wave men in, it was a very good use.
As a sling for a sprained wrist or a break,
To help Mother roll up a jelly cake.
As a window shade or to stuff a crack,
We used a sturdy, common flour sack!

As dish towels, embroidered or not,
They covered up dough, helped pass pans so hot,
Tied up dishes for neighbors in need,
And for men out in the field to seed.
They dried dishes from pan, not rack
That absorbent, handy flour sack!
We polished and cleaned stove and table
Scoured and Scrubbed from cellar to gable.
We dusted the bureau and oak bed post,
Made costumes for October (a scary ghost).
And a parachute for a cat named Jack,
From that lowly, useful old flour sack!

So now my friends, when they ask you
As curious youngsters often do,
"Before plastic wrap, Elmer's glue
And paper towels, what did you do?"
Tell them loudly and with pride don't lack,
Grandmother had that wonderful flour sack.

Thank you to Laura Richter for providing this poem for our newsletter.

RAFFLE TICKET REMINDER

Please turn in your raffle tickets and money at the KQ meeting!

Thank you,
Carol Lindquist & Leann Abraham
Raffle Quilt Co-Chairs

Member Care

The "Member Care" committee of Keepsake Quilters helps members communicate with other guild members. We all share a special bond – the love of quilting – so we're like a family! Please let us know if you, or a member, is celebrating a milestone anniversary or milestone birthday, births (children or grandchildren), or if someone is sick, has lost a loved one, or any news you would like the guild "family" to be aware of.

We would like to add this information to the newsletter. Please contact the committee with any information you feel needs to be in the newsletter.

Send this information to:

Sheryl Powell
Powell5300@aol.com
233-1467

Chris Lorenz
dclorenz@cfu.net
266-9013

Please include the following information:

1. First and last name of the member
2. Tell us what she is celebrating or going through

THANK YOU!!!!
Sheryl & Chris

Cards sent since the last newsletter:

Family of Jan Gallagher – on her passing
Betty Boesen – on passing of her husband
Jan Wortinger – on passing of her husband
Dorothy Wright – on passing of her husband

Members who celebrate their birthday in September:

Nancy Strauser, Janet O'Neil & Carrol Brase.

We wish you all a very Happy Birthday!!!!

[We encourage you to let us know who needs a card!](#)

Please Support our Advertisers!!!



Quilt Tree
Unique Design to
enhance your piecing

Artistic Long Arm Machine Quilting

Bev Welden, Iowa Falls 641-648-3540

<http://quilttree.tripod.com>

email:quilttree@yahoo.com

lance@nolting.com • www.nolting.com

NOLTING MANUFACTURING, INC.

1105 Hawkeye Drive, Hiawatha, IA 52233

LANCE SMEINS
Sales Manager

(319)378-0999 • FAX: (319)378-1026

HOSPITALITY AND VOLUNTEERS

Chair: Mary Ellen Beckman

Thank you for volunteering to be on the Hospitality Committee. Please remember:

1. You need to come at 6:00pm to make coffee, lemonade and set out the treats.
2. You will also need to stay after to help clean up which only takes a few minutes.
3. There is a list of duties that hangs in the kitchen so that you know what your responsibilities are.

Thank you! Your help and delicious treats do not go unnoticed!

Tonight's treats are brought to you by: Deanna Riess & Sue Plagge

Greeter: Laura Sniffin

Ladder Holders: Deanna Riess & Sandie Nunemaker

Please Support our Advertisers!



The Quiltmaker's Shoppe
Manchester, Iowa

110 East Main Street • Manchester, Iowa 52057
Let us bring out the quiltmaker in you!

Mon. - Fri. 9-5	Kathy Wilgenbusch
Thurs. - 9-6	563-927-8017
Sat. - 9-4	www.thequiltmakershoppe.com

Quilt Sampler Top 10 Quilt Shop



Heritage Designs
Quilting & Needlework
Chris Davies
Open Daily • 319-622-3887

614 46th Avenue • Amana, IA 52203
info@heritagedesignsquiltshop.com
www.heritagedesignsquiltshop.com



Brooklyn Fabric Company

Quilt Store Quality - Outlet Prices



Skinny Bolt September
Finish any bolt (skinny or fat)
and it's yours for 25% off

(In Store Only)

Just North of I-80 off Exit 197

Open Tues-Sat 9a-5p

<http://brooklynfabric.com>

 [brooklynfabric](#)
 [@brooklynfabric](#)

116 Jackson St. Brooklyn, IA
Next to the Flag Store
(641)-522-4766
email:lisa@brooklynfabric.com



Merry's Stitchins

Iowa's Destination Quilt Shop

Business Hours:
10-5 pm Tues-Fri
10-4 pm Sat.

1923 Baker Road, Jesup 319-827-6703
Merry Backes (owner)

5000+ bolts of Fabric — Quilted Gifts — Kits — Wool
Quilting Supplies — Quilt Racks & Hangers — Patterns
Books — Custom Quilting — Something for everyone!

www.merrysstitchins.com

Check out our Retreat Center!

Directions:

North at Dunkerton Exit to Barclay Road. 3 miles east on Barclay to Baker.

Crazy To Quilt Shop



Owners: Jeni Moravec
& Liz Wehrmacher

707 W. 1st St.
Cedar Falls, IA
319-277-1360

Store Hours:
M, T, W, F: 10—5:30
Th: 10—8:00
Sat: 10—4:00
Email: shop@crazytoquilt.com

*Coupons,
Patterns,
Class Info*


Find us online at:
www.crazytoquilt.com

Scrapyard Needle Art

Custom Design Quilting - Your idea or ours

Quilt Restoration
Quilt Consulting

Dorothy Cobie
319-231-0564



Custom Applique
Hand Quilting

LaVonne Lawton
319-269-6693

Prairie Rose Fabrics

Wednesday - Saturday 10:00 - 5:00
Sunday 1:00 - 5:00

Holly Fokkena, Proprietor

109 N Main Street
P. O. Box 250
Clarksville, IA 50619

Phone: 319-278-4767
Cell: 319-240-6619

holly@butler-bremer.com

IOWA FALLS Sewing Machine COMPANY

Denise Sprain, Marilyn Rutzen, Denny Lutz

Hours: Mon. - Sat. 9:00 - 5:00 or by appointment

Phone (641) 648-2379

1-800-238-1902 (In Iowa)

See our latest fabrics on facebook Iowa Falls Sewing Machine Co.

520 Washington Ave
Iowa Falls, Iowa 50126

Mail Orders Welcome Exclusive source for UNI Fabric!

GALA Tickets for Sale:

Gala tickets will be for sale at the next meeting at \$25.00 apiece. The ticket price is admission to the gala as well as admission for the weekend pass to the show. It will be great to have as many tickets sold as possible so we know how many to plan on attending.

Thank you,

Laura Richter

Please contact Laura Richter with any questions. llmdrichter@gmail.com

Our 2016 Quilt Show Committee is gearing up for another fabulous quilt show.

2016 Quilt Show Co-Chairs Jeni Moravec and Liz Wehrmacher

(Set up on Thursday Nov. 3rd and Quilt Show on Friday 4th/Saturday 5th)

Here are the categories to inspire you!

2016 QUILT SHOW CATEGORIES

BED QUILT: Perimeter must be 280" or greater. The perimeter equals the sum of all the sides.

100 One Needle – Pieced, quilted & bound by ONE person

200 Professionally Quilted

SMALL QUILT: Perimeter must be smaller than 280"

300 One Needle – Pieced, quilted & bound by ONE person

400 Professionally Quilted

MINIATURE QUILT: Overall patterns reflect proportionately reduced scale, individual blocks no larger than 4" square. All work must be done by one person.

500 Hand or machine quilted

APPLIQUE: Uses applique as the predominant construction technique.

600 Hand or machine quilted. No size limit.

WOOL: 700 Predominantly wool. Hand or machine quilted. No size limit.

PAPER PIECED: 800 Predominantly paper pieced. Hand or machine quilted. No size limit.

2016 QUILT SHOW CHALLENGE: COLOR MY WORLD WITH QUILTS.

900 Must use at least 8 different colors. 180" perimeter minimum.

ART QUILT: 1000 No size limit, uses non-traditional techniques, may be done by hand or machine.

NOVICE: 1100 No size limit. Quilter has less than 2 years' experience and has never entered a quilt show.

MISCELLANEOUS: 1200 Quilted item other than a quilt (ie. Purse, tree skirt, clothing, runners, etc.)

HAND QUILTED: 1300 Hand quilted, any size

OPEN CLASS: 1400 Non-juried. Open to all members. Not eligible for awards.

Keepsake Quilters Guild Board Meeting

P.O. Box 1043, Cedar Falls, IA 50613

Because of Labor Day weekend the Guild board did not meet.

Quilts to Share

Quilts to Share is creating a challenge for Keepsake Quilters members: We are challenging our members to see who can make the most quilt tops for us from the March meeting until the November meeting. We will have kits available at the meetings and you can also get kits from Janet's house.

The prize for the winner will be a new rotary cutter, blades and an assortment of rulers. Please join in the fun and help.

Thanks,
Janet O'Neil

Quilt show Donations:

HELP!! DONATIONS for Silent Auction are needed.

This is just another reminder for needed items for the silent auction. Be sure to ask any businesses that you patronize for donations or give me a call and I will gladly ask them or send them a request letter. Additionally, here are some ideas for basket donations. Please don't feel you need to donate a whole basket but maybe contribute to a basket with a theme. It would be great to have a basket for UNI, IA state and Iowa. We have some items for UNI and a couple items for Iowa but not much for Iowa state. Any items you can donate such as T-shirts, tickets, hats, caps, cups, can coolers etc. Coffee basket: coffee maker, flavored coffees, biscotti, jam, creamers, fun mugs, mug rugs. How about a spa basket: candles, books to read, chocolate, lotions, bath salts or bubble bath, nice towel and washcloth, bottle of wine or sparkling juice. Cleaning basket of great cleaning products or a kitchen basket with spices and kitchen hand towels, nice oils, new utensils, baking pan or casserole pan with favorite recipe or casserole carrier. Guys basket: ask the guy in your life. Other ideas are very welcome!!! Thanks. -Laura Richter

ON THE NEXT PAGE IS THE LETTER YOU CAN PRINT TO GIVE TO MERCHANTS
Please contact Laura Richter with any questions. llmdrichter@gmail.com



<http://www.keepsakequiltersguild.org>

Spring 2016

Hello!

We are preparing for our 2016 Keepsake Quilters Quilt Show which will be held at the John Deere Supervisor's Club, Waterloo, Iowa on November 3rd, 4th and 5th, 2016.

Keepsake Quilters Quilt Guild is a non-profit **501 (c) (3) Tax Exempt** status quilt guild (Federal Identification number 42-1354621) which makes and donates quilts to **Cedar Valley Hospice** patients, and patriotic quilts for WW 2 vets and pillow cases for honor flights and a variety of other charitable needs. We are extremely proud of what we do and we have donated over 2660 quilts to these worthy charities so far, but so many more are needed.

Nobody is paid for any of our time or any office held.

We truly appreciate your donation which will be used in a silent auction to raise money to buy supplies to continue making quilts to donate.

Laura Richter

Quilt Show Donation Chair

Please reply by mail, email or phone and/or send donation item(s) to the following:

Laura Richter/Keepsake Quilters Donation Chair

32701 Beaver Valley Street

New Hartford, IA 50660

llmdrichter@gmail.com, 319-983-9139

Quilting Adventures – Items for Sale – Misc.

No items submitted this month.

KQ Membership

Mary Mumm Membership Chair

Peggee Frost Membership-Elec

Keepsake Quilters Application for Membership

Membership Year 2016-2017 New ____ Renewal ____ Date: ____

First Name: ____ Last Name: ____

Membership book: No changes: ____ Change as shown below: ____

Address: ____

City, Zip ____

Phone-Home () ____

Work () ____

Cell () ____

Email: ____

Birthday: Month/Day only ____ Example: 01/28

Print and mail this form with your check payable to **Keepsake Quilters** for \$30.00 (\$15.00 after Dec. 1 for **new members only**) to: **Keepsake Quilters Guild, P.O. Box 1043, Cedar Falls, IA 50613**; or take this form with your check for \$30.00 to the next meeting.