



Keepsake Quilters Guild

Editor: Debbie Guetzlaff
Asst. Editor:

keepsakequiltersguild.org

Aug 15, 2016, Volume 28, No. 8

**Keepsake Quilters
Guild**
PO Box 1043
Cedar Falls, Iowa
50613

Meeting Time:
Third Monday of the
month, 7:00 pm

Next Meeting:
Monday, Sep 19, 2016

Contents

KQ Programs	3,4
Member Care	7
Hospitality	8
Ads, For Sale, Misc.	
7,8,9	
Quilt Show	10,11
KQ Membership Form	13

The next KQ Newsletter
deadline is:

Sept 9, 2016

Please e-mail your
submission to:

guetzlaffdeb@gmail.com

Submissions received after
this date will be considered
for the next month's
newsletter.

Thank you for your
cooperation.

Good Evening—summer is almost gone. Even though I am retired from teaching, I still mourn the end of summer. This must be an ingrain condition left over since kindergarten. However, it does mean that the desire to quilt is growing strong again. I have been thinking of the quilts I may want to put into the quilt show. This means that I need to get busy and finish something.

Thank you to Kay for stepping up to be our newsletter editor elect. Our board is now complete.

This month's challenge row is using hourglass blocks. Hope you are having fun with rows. Mine are being made entirely from my stash. My goal is to not buy any new fabric for the construction of the blocks. But.....that doesn't mean that I can stand to not buy ANY new fabric for the quilt.

Quilt happily,

Sandy Waters



Personal Mystery Row Robin

Row Two - Hour Glass



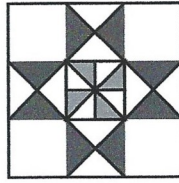

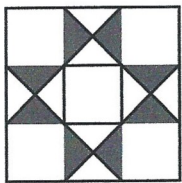
Row Two Rules

1. Finished blocks should measure 9" square. Make four (4) blocks for this row.
2. Minimum of four (4) hour glasses per block.
3. The blocks do not have to be identical.
4. You can add any other elements to your block.

Quilting 101: Making hour glass blocks

Two Square Method - cut squares $1\frac{1}{4}$ " larger than finished size of hour glass unit (for $3\frac{1}{2}$ " unit cut squares $4\frac{1}{4}$ "). Draw diagonal line on wrong side of lighter fabric. Place squares right sides together. Sew $\frac{1}{4}$ " on both sides of diagonal line. Cut on diagonal line. Press toward darker fabric. Reposition fabrics and draw opposite diagonal line. Sew $\frac{1}{4}$ " on both sides of diagonal line. Cut on diagonal line. Press. ** You can cut squares $1\frac{1}{2}$ " larger than finished size. Following sewing instructions and square block to $\frac{1}{2}$ " larger than finished size. When squaring block, be sure to lay diagonal line on ruler on one of the sewn diagonal lines and that the other diagonal line is at the corners of the desired unit size.

Block Ideas (You may use any of these blocks or any other blocks that satisfy the rules)



Cutting Instructions:

Hour Glass - $4\frac{1}{4}$ " square

Corner/Center Squares $3\frac{1}{2}$ "

Half-Square Triangle - $3\frac{7}{8}$ " square

Pinwheel - $2\frac{3}{8}$ " square

Four-Patch - 2" squares

Three Rail - $1\frac{1}{2}$ " x $3\frac{1}{2}$ " rectangles

Programs

Upcoming Workshops and Programs

All workshops are from 9:00 a.m. to 3:00 p.m. unless noted otherwise. You may begin setting up at: Bethlehem Lutheran Church at 8:30 a.m. on the morning of class.

Programs are held in conjunction with the evening meeting of the KQ guild at Bethlehem Lutheran Church beginning at 7:00 p.m. Gathering and Refreshments begin at 6:30 p.m.

To register for Workshops or for questions for any upcoming classes or programs, please contact:

***Diane Olson, Program Chair:** (319) 277-2478 pdolson@cfu.net*

***Laura Richter, Program Chair Elect:** (319)-983-9139 llmdrichter@gmail.com*

Bethlehem Lutheran Church is located at 4000 Hudson Road, Cedar Falls, IA

Entry off of rear parking lot on the East side of the building.

PAYMENT REMINDER: Payment for any workshop or class **is due when you sign up.**

Payments made that day takes time from the Program Chair's responsibility to get the class started on time. Plus it makes it extremely difficult if the program chair or program committee members plan to take the class. It also makes it difficult for the presenter to plan for handouts, kits and materials. If you have not paid or made arrangements with the Program chair in advance, you will not be included in the count for that month's class materials. This is especially important for those presenters coming from outside our guild so as you can see why we truly appreciate payments made when you sign up and not the day of the class. Thank you so much!

August 15, 2016 **WORKSHOP**

PAPER PIECING

Jodie Madison will lead a paper piecing workshop. She is a Judy Niemeyer QUILTING CERTIFIED INSTRUCTOR. She will lead us in making "Desert Sky". Jodie says even a beginner can master the technique and make a beautiful wall hanging or a king size quilt.



August 15, 2016 **PROGRAM**

At the evening program Jodie Madison will take us along on her QUILTING JOURNEY.

September 19, 2016 **WORKSHOP**

Karol Kleppe from "LouAnn's Quilt Garden" will show us how to make a "Two Fabric Bargello". The cost of the workshop is \$15.00. You can order your pattern from LouAnn by calling her at 319-283-5165. They can kit the pattern with the fabric you request.

September 19, 2016 **PROGRAM**

In the evening Karol will delight us with her trunk show.



Protecting A Piece of History

Caring for Antique Quilts

Even though quilts may look brilliant when drenched with light, exposure of fabrics to direct sunlight is one of the most common causes of damage to antique quilts. The invisible ultraviolet rays of sunlight are the most harmful. Never place quilts in direct sunlight; light exposure is cumulative and irreversible. Florescent light also gives off UV light.

A Tip from Guild Member Terri Mowery

When I see a pattern I like I scan all the pages into my computer. I then put the pages in a folder and label the folder with the name of the pattern and the magazine I got it from. I then put that folder into a second folder which describes the type of quilt it is: scrappy, applique' etc. I try to make a backup on a zip drive every once in a while because I have a lot of patterns. I then give the magazines to my sister-in-law to check out.

RAFFLE TICKET REMINDER

Please turn in your raffle tickets and money at the KQ meeting!

Thank you,

Carol Lindquist & Leann Abraham

Raffle Quilt Co-Chairs

Since I am going on vacation the board meeting minutes will be put separately on the KQ Guild website.

Quilts to Share

Quilts to Share is creating a challenge for Keepsake Quilters members: We are challenging our members to see who can make the most quilt tops for us from the March meeting until the November meeting. We will have kits available at the meetings and you can also get kits from Janet's house.

The prize for the winner will be a new rotary cutter, blades and an assortment of rulers. Please join in the fun and help.

Thanks,
Janet O'Neil

Quilt Show Gala

Gala tickets for the Quilt show will be available at the August meeting for \$25 apiece from Laura Richter. The gala will be held on Thursday evening, November 3.

Donations for the Quilt show Silent Auction are still being accepted. Please help us out.
Thanks!!

Membership Renewal

Don't forget to renew your membership if you haven't already. We have such a great membership that share their knowledge and ideas and who love to keep the craft of quilting alive! So please renew your membership at the next meeting.

Member Care

The "Member Care" committee of Keepsake Quilters helps members communicate with other guild members. We all share a special bond – the love of quilting – so we're like a family! Please let us know if you, or a member, is celebrating a milestone anniversary or milestone birthday, births (children or grandchildren), or if someone is sick, has lost a loved one, or any news you would like the guild "family" to be aware of.

We would like to add this information to the newsletter. Please contact the committee with any information you feel needs to be in the newsletter.

Send this information to:

Sheryl Powell

Powell5300@aol.com

233-1467

Chris Lorenz

dclorenz@cfu.net

266-9013

Please include the following information:

1. First and last name of the member
1. Tell us what she is celebrating or going through

THANK YOU!!!!

Sheryl & Chris

Cards sent in June:

Lois Osness-following surgery
Diane Olson-following surgery
Jan Wortinger-following surgery

Members who celebrate their birthday in July:

Kathy Zeets, Agatha Baldwin, Gladys Love, Monica Myers,
Peggee Frost, Sheri Lesh, & Lois Osness.
We wish you all a very Happy Birthday!!!!

[We encourage you to let us know who needs a card!](#)

Please Support our Advertisers!!!



Quilt Tree

Unique Design to
enhance your piecing

Artistic Long Arm Machine Quilting

Bev Welden, Iowa Falls 641-648-3540

<http://quilttree.tripod.com>

email quilttree@yahoo.com

lance@nolting.com • www.nolting.com

NOLTING MANUFACTURING, INC.

1105 Hawkeye Drive, Hiawatha, IA 52233

LANCE SMEINS
Sales Manager

(319)378-0999 • FAX: (319)378-1026

HOSPITALITY AND VOLUNTEERS

Chair: Mary Ellen Beckman

Thank you for volunteering to be on the Hospitality Committee. Please remember:

1. You need to come at 6:00pm to make coffee, lemonade and set out the treats.
2. You will also need to stay after to help clean up which only takes a few minutes.
3. There is a list of duties that hangs in the kitchen so that you know what your responsibilities are.

Thank you! Your help and delicious treats do not go unnoticed!

Tonight's treats are brought to you by: Linda Vognsen & Sheryl Powell

Greeter: Linda Parrott

Ladder Holders: Leann Abraham & Carol Lindquist

Please Support our Advertisers!



Brooklyn Fabric Company

Quilt Store Quality - Outlet Prices

Open Monday through Saturday
9a - 5p all month long
for the All Iowa Shop Hop!

Just North of I-80 off Exit 197

Shop On-Line Anytime
<http://brooklynfabric.com>

 [brooklynfabric](#)
 [@brooklynfabric](#)

116 Jackson St. Brooklyn, IA
Next to the Flag Store

(641)-522-4766
email:lisa@brooklynfabric.com



The Quiltmaker's Shoppe

Manchester, Iowa

110 East Main Street • Manchester, Iowa 52057
Let us bring out the quiltmaker in you!

Mon. - Fri. 9-5	Kathy Wilgenbusch
Thurs. - 9-6	563-927-8017
Sat. - 9-4	www.thequiltmakershoppe.com

Quilt Sampler Top 10 Quilt Shop



Heritage Designs

Quilting & Needlework

Chris Davies

Open Daily • 319-622-3887

614 46th Avenue • Amana, IA 52203
info@heritagedesignsquiltshop.com
www.heritagedesignsquiltshop.com



Merry's Stitchins

Iowa's Destination Quilt Shop

Business Hours:
10-5 pm Tues-Fri
10-4 pm Sat.

1923 Baker Road, Jesup 319-827-6703
Merry Backes (owner)

5000+ bolts of Fabric — Quilted Gifts — Kits — Wool
Quilting Supplies — Quilt Racks & Hangers — Patterns
Books — Custom Quilting — Something for everyone!

www.merrysstitchins.com

Check out our Retreat Center!

Directions:

North at Dunkerton Exit to Barclay Road. 3 miles east on Barclay to Baker.

Crazy To Quilt Shop



Owners: Jeni Moravec
& Liz Wehrmacher

Find us online at:
www.crazytoquilt.com

707 W. 1st St.
Cedar Falls, IA
319-277-1360

Store Hours:
M, T, W, F: 10—5:30
Th: 10—8:00
Sat: 10—4:00
Email:
shop@crazytoquilt.com


*Coupons,
Patterns,
Class Info*

Scrapyard Needle Art

Custom Design Quilting - Your idea or ours

Quilt Restoration
Quilt Consulting

Dorothy Cobie
319-231-0564



Custom Applique
Hand Quilting

LaVonne Lawton
319-269-6693



Wednesday - Saturday 10:00 - 5:00
Sunday 1:00 - 5:00

Holly Fokkena, Proprietor

109 N Main Street
P. O. Box 250
Clarksville, IA 50619

Phone: 319-278-4767
Cell: 319-240-6619

holly@butler-bremer.com

Quilt
show



Denise Sprain, Marilyn Rutzen, Denny Lutz

Hours: Mon. - Sat. 9:00 - 5:00 or by appointment

Phone (641) 648-2379
1-800-238-1902 (In Iowa)

520 Washington Ave.
Iowa Falls, Iowa 50126

See our latest fabrics on facebook Iowa Falls Sewing Machine Co.

Mail Orders Welcome Exclusive source for UNI Fabric!

Donations:

HELP!! DONATIONS for Silent Auction are needed.

This is just another reminder for needed items for the silent auction. Be sure to ask any businesses that you patronize for donations or give me a call and I will gladly ask them or send them a request letter. Additionally, here are some ideas for basket donations. Please don't feel you need to donate a whole basket but maybe contribute to a basket with a theme. It would be great to have a basket for UNI, IA state and Iowa. We have some items for UNI and a couple items for Iowa but not much for Iowa state. Any items you can donate such as T-shirts, tickets, hats, caps, cups, can coolers etc. Coffee basket: coffee maker, flavored coffees, biscotti, jam, creamers, fun mugs, mug rugs. How about a spa basket: candles, books to read, chocolate, lotions, bath salts or bubble bath, nice towel and washcloth, bottle of wine or sparkling juice. Cleaning basket of great cleaning products or a kitchen basket with spices and kitchen hand towels, nice oils, new utensils, baking pan or casserole pan with favorite recipe or casserole carrier. Guys basket: ask the guy in your life. Other ideas are very welcome!!! Thanks. -Laura Richter

ON THE NEXT PAGE IS THE LETTER YOU CAN PRINT TO GIVE TO MERCHANTS

Please contact Laura Richter with any questions. lmdrichter@gmail.com

Our 2016 Quilt Show Committee is gearing up for another fabulous quilt show.

2016 Quilt Show Co-Chairs Jeni Moravec and Liz Wehrmacher

(Set up on Thursday Nov. 3rd and Quilt Show on Friday 4th/Saturday 5th)

Here are the categories to inspire you!

2016 QUILT SHOW CATEGORIES

BED QUILT: Perimeter must be 280" or greater. The perimeter equals the sum of all the sides.

100 One Needle – Pieced, quilted & bound by ONE person

200 Professionally Quilted

SMALL QUILT: Perimeter must be smaller than 280"

300 One Needle – Pieced, quilted & bound by ONE person

400 Professionally Quilted

MINIATURE QUILT: Overall patterns reflect proportionately reduced scale, individual blocks no larger than 4" square. All work must be done by one person.

500 Hand or machine quilted

APPLIQUE: Uses applique as the predominant construction technique.

600 Hand or machine quilted. No size limit.

WOOL: 700 Predominantly wool. Hand or machine quilted. No size limit.

PAPER PIECED: 800 Predominantly paper pieced. Hand or machine quilted. No size limit.

2016 QUILT SHOW CHALLENGE: COLOR MY WORLD WITH QUILTS.

900 Must use at least 8 different colors. 180" perimeter minimum.

ART QUILT: 1000 No size limit, uses non-traditional techniques, may be done by hand or machine.

NOVICE: 1100 No size limit. Quilter has less than 2 years' experience and has never entered a quilt show.

MISCELLANEOUS: 1200 Quilted item other than a quilt (ie. Purse, tree skirt, clothing, runners, etc.)

HAND QUILTED: 1300 Hand quilted, any size

OPEN CLASS: 1400 Non-juried. Open to all members. Not eligible for awards.



Keepsake Quilters Quilt Guild

<http://www.keepsakequiltersguild.org>

Spring 2016

Hello!

We are preparing for our 2016 Keepsake Quilters Quilt Show which will be held at the John Deere Supervisor's Club, Waterloo, Iowa on November 3rd, 4th and 5th, 2016.

Keepsake Quilters Quilt Guild is a non-profit **501 (c) (3) Tax Exempt** status quilt guild (Federal Identification number 42-1354621) which makes and donates quilts to **Cedar Valley Hospice** patients, and patriotic quilts for WW 2 vets and pillow cases for honor flights and a variety of other charitable needs. We are extremely proud of what we do and we have donated over 2660 quilts to these worthy charities so far, but so many more are needed.

Nobody is paid for any of our time or any office held.

We truly appreciate your donation which will be used in a silent auction to raise money to buy supplies to continue making quilts to donate.

Laura Richter

Quilt Show Donation Chair

Please reply by mail, email or phone and/or send donation item(s) to the following:

Laura Richter/Keepsake Quilters Donation Chair

32701 Beaver Valley Street

New Hartford, IA 50660

lldrichter@gmail.com, 319-983-9139

Quilting Adventures – Items for Sale – Misc.

No items submitted this month.

KQ Membership

Mary Mumm Membership Chair Peggee Frost Membership-Elec

Keepsake Quilters Application for Membership

Membership Year 2016-2017 New____ Renewal____ Date: _____

First Name: _____ Last Name: _____

Membership book: No changes: _____ Change as shown below: _____

Address: _____

City, Zip _____

Phone-Home () _____

Work () _____

Cell () _____

Email: _____

Birthday: Month/Day only _____ Example: 01/28

Print and mail this form with your check payable to **Keepsake Quilters** for \$30.00 (\$15.00 after Dec. 1 for **new members only**) to: **Keepsake Quilters Guild, P.O. Box 1043, Cedar Falls, IA 50613**; or take this form with your check for \$30.00 to the next meeting.