



Keepsake Quilters Guild

Editor: Debbie Guetzlaff
Asst. Editor: Kay Leeper

keepsakequiltersguild.org

Feb 20, 2017, Volume 29, No. 13

**Keepsake Quilters
Guild**
PO Box 1043
Cedar Falls, Iowa
50613

Meeting Time:
Third Monday of the
month, 7:00 pm

Next Meeting:
Monday, Mar 20, 2017

Contents

KQ Programs 4 -7

Member Care 8

Hospitality 9

Ads, For Sale, Misc.
8-10 & 13

KQ Membership Form 14

The next KQ Newsletter
deadline is:

Mar 10, 2017

Please e-mail your
submission to:

guetzlaffdeb@gmail.com

Submissions received after
this date will be considered
for the next month's
newsletter.

Thank you for your
cooperation.

Happy February!

I hope you had a very good Valentine's Day and/or Galentine's Day. It was decided at the Board meeting that our KQ library needs to go away. There has been no action since 2013. So, we are bringing the books to the meetings and letting you pick a book or books that you would like. After the May meeting, we will give the remaining books to the Cedar Falls Book Nook to sell or give away.

Speaking of the May meeting, that is our annual meeting and installation of officers. We need you to step forward and volunteer for one of the following offices: Vice President, Secretary, Treasurer, Membership elect, Program elect, and Hospitality. Please do not make us beg and twist arms. This is your guild, and you are needed!

Also in May, we present the Golden Thimble and Golden Needle award. The forms for these nominations are in this newsletter and will be on the membership table. The Golden Thimble is for contributions that exceed the expectations of membership. The Golden Needle is for contributions to the art of quilt making.

We received a letter from the National Quilt Museum asking for a contribution to their fundraising campaign. The Board decided to open this request up to the membership. If you would like to donate a quilt or miniature quilt or fat quarters, we will collect them at the March meeting and mail to the Museum to be used in their fundraising auctions.

Since the January newsletter did not get posted, I will print the president's challenge rows number 6 and 7. These are our last rows. You have until May to finish your quilts. Please bring them to the May meeting. There will be a small prize for each finished quilt.

Happy quilting

Sandy



Personal Mystery Row Robin


Row Six - Parallelograms

Row Six Rules

1. Finish blocks should measure 6" square. Make Six (6) blocks for this row.
2. Minimum of four (4) parallelograms per block.
3. The blocks do not have to be identical.
4. You can use squares and/or rectangles in your blocks.

Quilting 101: Making Parallelograms

Think of a parallelogram as a flying goose with a broken wing. You start with a rectangle and two squares.

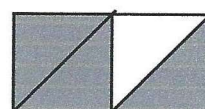


Draw diagonal line on square wrong side of squares

Place square on corner of rectangle, right sides together. Sew on line.



Trim and press square toward corner

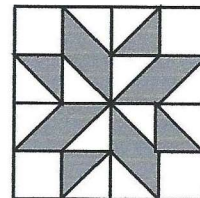


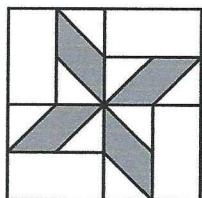


Place square on opposite corner of rectangle, right sides together. Sew on line.



Trim and press toward

Block Ideas (You may use any of these blocks or any other blocks that satisfy the rules)



Cutting Instructions:

Rectangle: 2" x 3-1/2"

Square: 2"

Half-Triangle Square: 2-3/8"

2010, Cathy Busch

Personal Mystery Row Robin

Row Seven - Three Triangle Square

Row Seven Rules:


1. Finished block should measure 6" square. Make six (6) blocks for this row.
2. Minimum of four three triangle square unit per block.
3. The blocks do not have to be identical.
4. You can use any other elements in your blocks.

Quilting 101: Making three triangle squares

Finished Size	2"
Cut Size Small square	3-1/4" (cut one small square from two fabrics)
Cut Size Large square	3" (cut two large squares from one fabric)



Clockwise Spin



Place small triangle fabrics right side together. Draw both diagonal lines on background fabric. Draw sewing lines 1/4" to the **Right** of diagonal lines as indicated. Stitch on sewing lines. Cut on drawn diagonal lines. Press seam toward darker fabric.



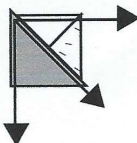
You will have 4 triangles which look like figure to the left.



Cut large square on the diagonal to make large triangles.




Fold large triangle in half to find center. Match center of large triangle to seam of pieced triangles. (Note the large triangle will be larger than the pieced unit.). Sew 1/4" seam along long edge.



Press open. Square up unit by placing diagonal line of ruler on seam. Trim excess. Turn unit and trim the other side.



Counterclockwise Spin



Place small triangle fabrics right side together. Draw both diagonal lines on background fabric. Draw sewing lines 1/4" to the **Left** of diagonal lines as indicated. Stitch on sewing lines. Cut on drawn diagonal lines. Press seam toward darker fabric.



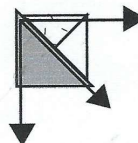
You will have 4 triangles which look like figure to the left.



Cut large square on the diagonal to make large triangles.




Fold large triangle in half to find center. Match center of large triangle to seam of pieced triangles. (Note the large triangle will be larger than the pieced unit.). Sew 1/4" seam along long edge.

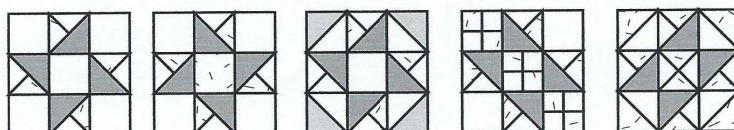


Press open. Square up unit by placing diagonal line of ruler on seam. Trim excess. Turn unit and trim the other side.

Block Ideas (You may use any of these blocks or any other blocks that satisfy the rules)



Double Pinwheel - Cut Small Triangle 4-1/4"
Cut Large Triangle 4"



Cutting Instructions:

Corner or Center Square - 2-1/2"
Half-square Triangle 2-7/8"
Four Patch - 1-1/2"
Hour Glass - 3-1/4"

Programs

Upcoming Workshops and Programs

All workshops are from 9:00 a.m. to 3:00 p.m. unless noted otherwise. You may begin setting up at: Bethlehem Lutheran Church at 8:30 a.m. on the morning of class.

Programs are held in conjunction with the evening meeting of the KQ guild at Bethlehem Lutheran Church beginning at 7:00 p.m. Gathering and Refreshments begin at 6:30 p.m.

To register for Workshops or for questions for any upcoming classes or programs, please contact:

Diane Olson, Program Chair: (319) 277-2478 pdolson@cfu.net

Laura Richter, Program Chair Elect: (319)-983-9139 llmdrichter@gmail.com

Bethlehem Lutheran Church is located at 4000 Hudson Road, Cedar Falls, IA

Entry off of rear parking lot on the East side of the building.

PAYMENT REMINDER: Payment for any workshop or class **is due when you sign up.**

Payments made that day takes time from the Program Chair's responsibility to get the class started on time. Plus it makes it extremely difficult if the program chair or program committee members plan to take the class. It also makes it difficult for the presenter to plan for handouts, kits and materials. If you have not paid or made arrangements with the Program chair in advance, you will not be included in the count for that month's class materials. This is especially important for those presenters coming from outside our guild so as you can see why we truly appreciate payments made when you sign up and not the day of the class. Thank you so much!

February 20, 2016

WORKSHOP

DEMENTIA QUILTS - Jamie Castle

We will work on making quilts for nursing homes, schools, and hospice. These quilts are easy to sew they just require a lot of variety, texture, and love. I will have a lot of material and add ons but if you have fabric, buttons, or zippers you are willing to donate please bring them along because variety is key. I will explain exactly what works for these quilts in January so you can be prepared.



February 20, 2016

PROGRAM

DEMENTIA QUILTS - Jamie Castle

Jamie will be speaking about fidget quilts that are helpful for those with dementia. The discussion will include information on how dementia affects the body and why a fidget aid is needed. Once we learn about dementia we will discuss how to make these wonderful quilts that can help so many. The key is the materials and textures that go into the quilts. anniversary

March 20, 2017

WORKSHOP

Walking Through My Garden – Bev Weldon

A table topper or wall hanging that features an easily sewn curvy path with stepping stones that is bordered with fresh whimsical flowers of your choosing. Flowers are permanently fused (not stiff, no need to sew around them). You will use your scraps to make flowers, but may have to purchase path, stepping stones and dirt fabrics. Come plant your own weed free garden.



March 20, 2017

PROGRAM



“A Wordless Trunk Show”

By Bev Weldon

Come enjoy a huge variety of Bev Weldon’s quilts that she has made over the last 31 years. Touch them and see them up close right at your chair. Not a lot of talk, just a lot of quilts to enjoy.

Possible Future Programs

A while ago, many of you participated in a survey asking for some ideas for workshops and programs for our guild. We have been working on this list to see if we could book any to our guild. Many can be booked 2 years or more out so it can be difficult to get them here in a timely manner. The following is the results of research and contact.

Sue Kluber who has displays in Catrisi Art Oasis. We are still working on trying to get her contact information. A message was left at the Art Oasis but have not yet received any contact information. Please let me know if you have her contact information.

We need more information to find Susan Larson Morris. I found someone with that name on Facebook but not sure if it is her. If you have contact information on her, please let me know.

Atkinson Designs does not do workshops or presentations.

Lori Kennedy is a domestic machine quilter and we have not gotten a reply from her yet.

Jo Morton - 2016 was her last year of travel.

Jenny Doan from Missouri Star Quilting - she is not doing much traveling at all. She is doing truck shows at Missouri Star for \$25 admission. Her website will have the schedule information.

Debbie Bowles from Maple Island Quilts is not traveling temporarily due to family issues.

Ann Fahl from Wisconsin is no longer teaching or competing.

Anka's Treasures, Heather Mullen Peterson, is not traveling now, taking some time off but may travel again at some date in the future.

We are checking on a possible trip to the quilt museum in Winterset as a group.

I am working with Susan Cleveland, Doug Leko and Charleen Richtsmeier and Valorie Bonk to get them into our schedule.

Please let me know if you have other ideas as I have a few spaces yet to fill or we can use them for next year. If you send me an idea, please be sure to include as much information as possible so it will be easier to locate this person.

Thanks for all your great ideas, I look forward to more ideas.

Laura Richter, llmdrichter@gmail.com

Member Care

The "Member Care" committee of Keepsake Quilters helps members communicate with other guild members. We all share a special bond – the love of quilting – so we're like a family! Please let us know if you, or a member, is celebrating a milestone anniversary or milestone birthday, births (children or grandchildren), or if someone is sick, has lost a loved one, or any news you would like the guild "family" to be aware of.

We would like to add this information to the newsletter. Please contact the committee with any information you feel needs to be in the newsletter.

Send this information to:

Sheryl Powell

Powell5300@aol.com

233-1467

Chris Lorenz

dclorenz@cfu.net

266-9013

Please include the following information:

1. First and last name of the member
2. Tell us what she is celebrating or going through

THANK YOU!!!!

Sheryl & Chris

Cards sent since the last newsletter:

Linda Parrott – Sympathy on the passing of her sister

Kyra Bradley – Sympathy on the passing of her husband

Ardelle Brown – 80th Birthday

Cynthia Foster – Get well following surgery

Betty Boesen – Get well following a heart attack & stroke

Gladys Love – Get well following a broken leg

Family of Betty Boesen – Sympathy following her passing

Sharon Nickel – foot surgery

Members who celebrate their birthday in January:

Sheryl Powell, Pat Morrison, Liz Wehrmacher, Jeanette Moravec, & Delphine Morrow

We wish you all a very Happy Birthday!!!!

[We encourage you to let us know who needs a card!](#)

Please Support our Advertisers!!!



Quilt Tree

Unique Design to
enhance your piecing

Artistic Long Arm Machine Quilting

Bev Welden, Iowa Falls 641-648-3540

<http://quilttree.tripod.com>

email:quilttree@yahoo.com

lance@nolting.com • www.nolting.com

NOLTING MANUFACTURING, INC.

1105 Hawkeye Drive, Hiawatha, IA 52233

LANCE SMEINS
Sales Manager

(319)378-0999 • FAX: (319)378-1026

HOSPITALITY AND VOLUNTEERS

Chair: Mary Ellen Beckman

Thank you for volunteering to be on the Hospitality Committee. Please remember:

1. You need to come at 6:00pm to make coffee, lemonade and set out the treats.
2. You will also need to stay after to help clean up which only takes a few minutes.
3. There is a list of duties that hangs in the kitchen so that you know what your responsibilities are.

Thank you! Your help and delicious treats do not go unnoticed!

Tonight's treats are brought to you by: **Sheryl Powell, Liz Wehrmacher & Jeni Moravec**

Greeter: Sheryl Powell

Ladder Holders: Terri Mowery & Leann Abraham

Please Support our Advertisers!



Brooklyn Fabric Company

Quilt Store Quality - Outlet Prices

Finish it February


*Finish any bolt in the store
through 2/28 and get it for*

25% Off!

**in store only*

Open Tues-Sat 9a-5p

Shop online any time
<http://brooklynfabric.com>



116 Jackson St. Brooklyn, IA
Next to the Flag Store
(641)-522-4766
email: lisa@brooklynfabric.com



110 East Main Street • Manchester, Iowa 52057

Let us bring out the quiltmaker in you!

Mon. - Fri. 9-5

Thurs. - 9-6

Sat. - 9-4

Kathy Wilgenbusch

563-927-8017

www.thequiltmakershoppe.com

Quilt Sampler Top 10 Quilt Shop



Heritage Designs

Quilting & Needlework

Chris Davies

Open Daily • 319-622-3887

614 46th Avenue • Amana, IA 52203
info@heritagedesignsquiltshop.com
www.heritagedesignsquiltshop.com



Merry's Stitchins

Iowa's Destination Quilt Shop

Business Hours:
10-5 pm Tues-Fri
10-4 pm Sat.

1923 Baker Road, Jesup 319-827-6703
Merry Backes (owner)

5000+ bolts of Fabric — Quilted Gifts — Kits — Wool
Quilting Supplies — Quilt Racks & Hangers — Patterns
Books — Custom Quilting — Something for everyone!

www.merrysstitchins.com

Check out our Retreat Center!

Directions:

North at Dunkerton Exit to Barclay Road. 3 miles east on Barclay to Baker.

Crazy To Quilt Shop



Owners: Jeni Moravec
& Liz Wehrmacher

Find us online at:
www.crazytoquilt.com

707 W. 1st St.
Cedar Falls, IA
319-277-1360

Store Hours:
M, T, W, F: 10—5:30
Th: 10—8:00
Sat: 10—4:00
Email:
shop@crazytoquilt.com


*Coupons,
Patterns,
Class Info*

Scrapyard Needle Art

Custom Design Quilting - Your idea or ours

Quilt Restoration
Quilt Consulting

Dorothy Cobie
319-231-0564



Custom Applique
Hand Quilting

LaVonne Lawton
319-269-6693

Prairie Rose Fabrics

Wednesday - Saturday 10:00 - 5:00
Sunday 1:00 - 5:00

Holly Fokkena, Proprietor

109 N Main Street
P. O. Box 250
Clarksville, IA 50619

Phone: 319-278-4767
Cell: 319-240-6619

holly@butler-bremer.com

IOWA FALLS Sewing Machine COMPANY

Denise Sprain, Marilyn Rutzen, Denny Lutz

Hours: Mon. - Sat. 9:00 - 5:00 or by appointment

Phone (641) 648-2379

1-800-238-1902 (In Iowa)

See our latest fabrics on facebook Iowa Falls Sewing Machine Co.

520 Washington Ave.
Iowa Falls, Iowa 50126

Mail Orders Welcome

Exclusive source for UNI Fabric!

Kalona Quilt Show & Sale 2017

Thurs. April 27, "Evening Only" 5 – 8 pm

Fri. April 28, 9 am – 7 pm

Sat. April 29, 9 am – 5 pm

New Location 715 D. Ave.
In the Kalona Historical Museum

200 New and Antique Quilts on Display and for Sale

Sponsored by the Woodin Wheel [319-656-2240](tel:319-656-2240)

& the Kalona Antique Co. [319-656-4489](tel:319-656-4489)

Email Katie@woodinwheel.com or
kac@kctc.net

Web Site WWW.WoodinWheel.com

Hello Quilters!

I want to personally invite you and your guild to Honey Creek Resort for one of the area's biggest quilt shows March 4th and 5th. Along with the display of 100's of award winning quilts we have an exciting line up of seminars and trunk shows plus great shopping with a large variety of vendors. The featured presenter this year is JoAnn Belling and we are excited to learn from a master. The resort is also offering a great hotel lodge room rate of only \$84. Please call to make your reservations soon! [\(641\)724-9100](tel:641-724-9100) and ask for the Material Girlz block.

See you at the quilt show!

Marsha Whisler

Sales Manager

Delaware North Honey Creek Resort

12633 Resort Drive

Moravia, Iowa 52571

T [641-724-1406](tel:641-724-1406)

M [641-436-6319](tel:641-436-6319)

Keepsake Quilters Guild Board Meeting

P.O. Box 1043, Cedar Falls, IA 50613

February 6, 2017

Crazy to Quilt, Cedar Falls, IA

Present: Sandy Waters, Carol Lindquist, Leann Abraham, Janet Drake, Shirley Thode, Mary Mumm, Peggy Frost, Debbie Guetzlaff

The meeting was called to order by Sandy Waters at 5:30 pm.

Secretary's Report: The January minutes were accepted as read and filed.

Treasurer's Report: There was no treasurer's report because there was no banking activity for 2 months.

Old Business: Because the January workshop and meeting were cancelled, the Quilts to Share workshop has been moved to May.

It is time to nominate members for the Golden Thread and Golden Needle awards.

The board discussed the May meeting theme and dinner.

New Business: New officers are needed for vice president, program chair elect, membership chair elect, secretary, treasurer, and hospitality chair.

The guild library at Crazy to Quilt has not been used and will be closed. The quilting books will be brought to meetings and members can take what they want. The remainder will be donated to the library.

The National Quilt Museum in Paducah has asked for donations of quilts and fabric for an auction. It is a fund raiser to support the museum. The board will ask Quilts to Share if they are interested and ask members if they wish to donate fat quarters.

Programs: In **February** Jamie Castle will lead a workshop to make dementia quilts. The February program will be Jamie speaking on dementia quilts.

The **March** workshop will be led by Bev Weldon and is titled "Walking through My Garden". In the evening Bev will present "A Wordless Trunk Show".

Membership: The November meeting had 47 attendees. The guild has 75 paid members.

Newsletter: Deb set the deadline for newsletter materials as Friday, February 10. Both the January and February President's Challenge Block patterns will be in the February newsletter.

Adjournment: The meeting was adjourned at 6:15 pm. The next meeting will be held Monday, March 6, at 5:30 at Crazy to Quilt.

Respectfully submitted: Janet Drake, secretary

Quilting Adventures – Items for Sale – Misc.

No items submitted this month.

KQ Membership

Mary Mumm Membership Chair Peggee Frost Membership-Elec

Keepsake Quilters Application for Membership

Membership Year 2016-2017 New ____ Renewal ____ Date: ____

First Name: ____ Last Name: ____

Membership book: No changes: ____ Change as shown below: ____

Address: ____

City, Zip ____

Phone-Home () ____

Work () ____

Cell () ____

Email: ____

Birthday: Month/Day only ____ Example: 01/28

Print and mail this form with your check payable to **Keepsake Quilters** for \$30.00 (\$15.00 after Dec. 1 for **new members only**) to: **Keepsake Quilters Guild, P.O. Box 1043, Cedar Falls, IA 50613**; or take this form with your check for \$30.00 to the next meeting.

THE GOLDEN NEEDLE IS AWARDED FOR "EXCELLENCE IN WORKMANSHIP."

I nominate _____ for this award for the following reasons:

Submitted by _____

THE GOLDEN THIMBLE IS AWARDED FOR "SERVICE TO THE GUILD ABOVE AND BEYOND AVERAGE."

I nominate _____ for this award for the following reasons:

Submitted by _____